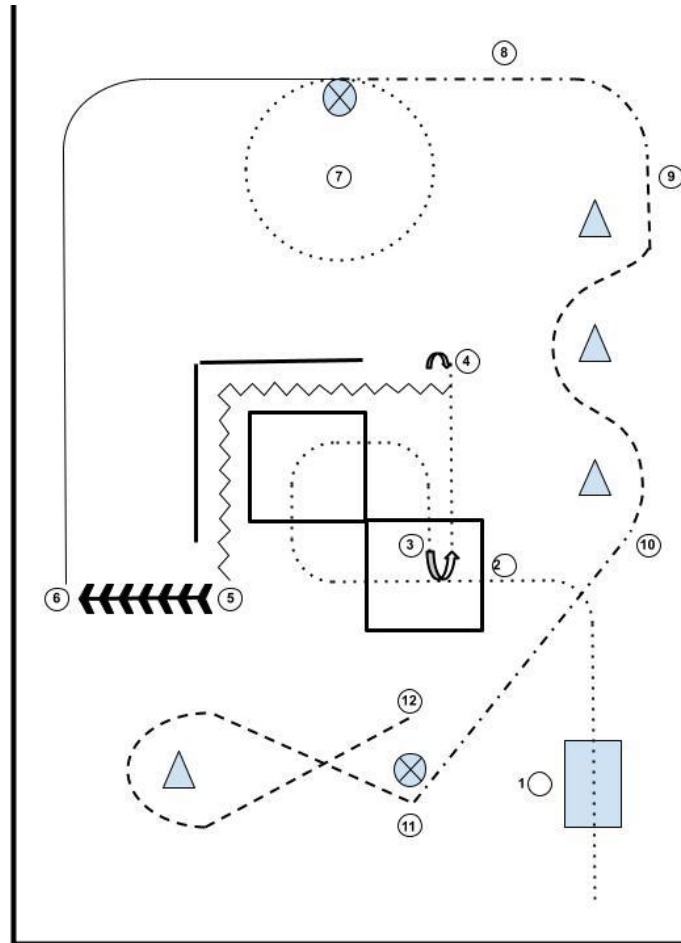
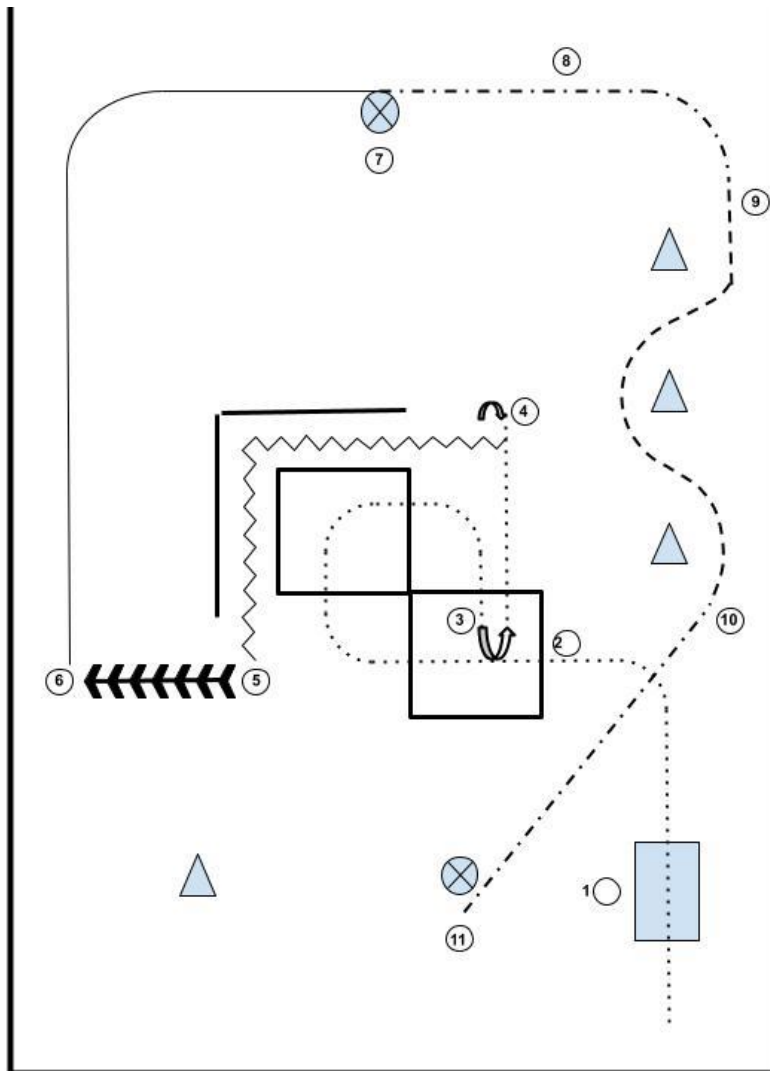


## Open and Amateur Ranch Trail



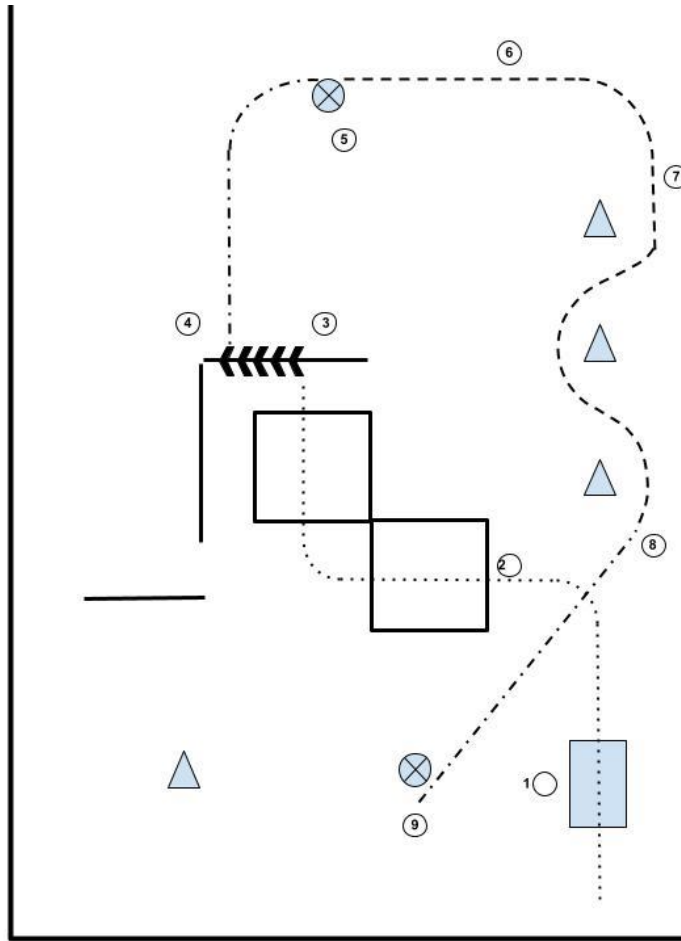
1. Enter arena at a walk. Walk over bridge.
2. Walk over poles forming a box.
3. 180° turn to the left. Walk out of box.
4. Stop. 450° (1 ¼) turn to the right. Back through L.
5. Left Side Pass over the pole.
6. Right lead lope.
7. Stop at standard. Pick up rope, drag the log in a circle at the walk to the right. Return rope.
8. Extended trot to cones.
9. Jog through cones.
10. Extended trot to slicker.
11. Pick up slicker, jog around the cone
12. Return slicker. End pattern. Exit at the walk.

## Beginner Ranch Trail



1. Enter arena at a walk. Walk over bridge.
2. Walk over poles forming a box.
3. 180° turn to the left. Walk out of box.
4. Stop. 90° turn to the right. Back through L.
5. Left Side Pass over the pole.
6. Right lead lope.
7. Stop at standard. Open the mailbox, show the judge the mail. Return the mail to the box.
8. Extended trot to cones.
9. Trot through cones.
10. Extended trot to slicker. Stop.
11. Dismount. Ground tie horse. Lift one hoof.
12. End of pattern. Lead horse out at a walk.

## Walk Jog Ranch Trail



1. Enter arena at a walk. Walk over bridge.
2. Walk over poles.
3. Left Side Pass over the last pole.
4. Extended trot.
5. Stop at standard. Open the mailbox, show the judge the mail.  
Return the mail to the box.
6. Trot to cones.
7. Trot through cones.
8. Extended Trot to slicker
9. Stop. Dismount. Ground tie horse. Lift one hoof.  
*End of pattern. Lead horse out at a walk.*