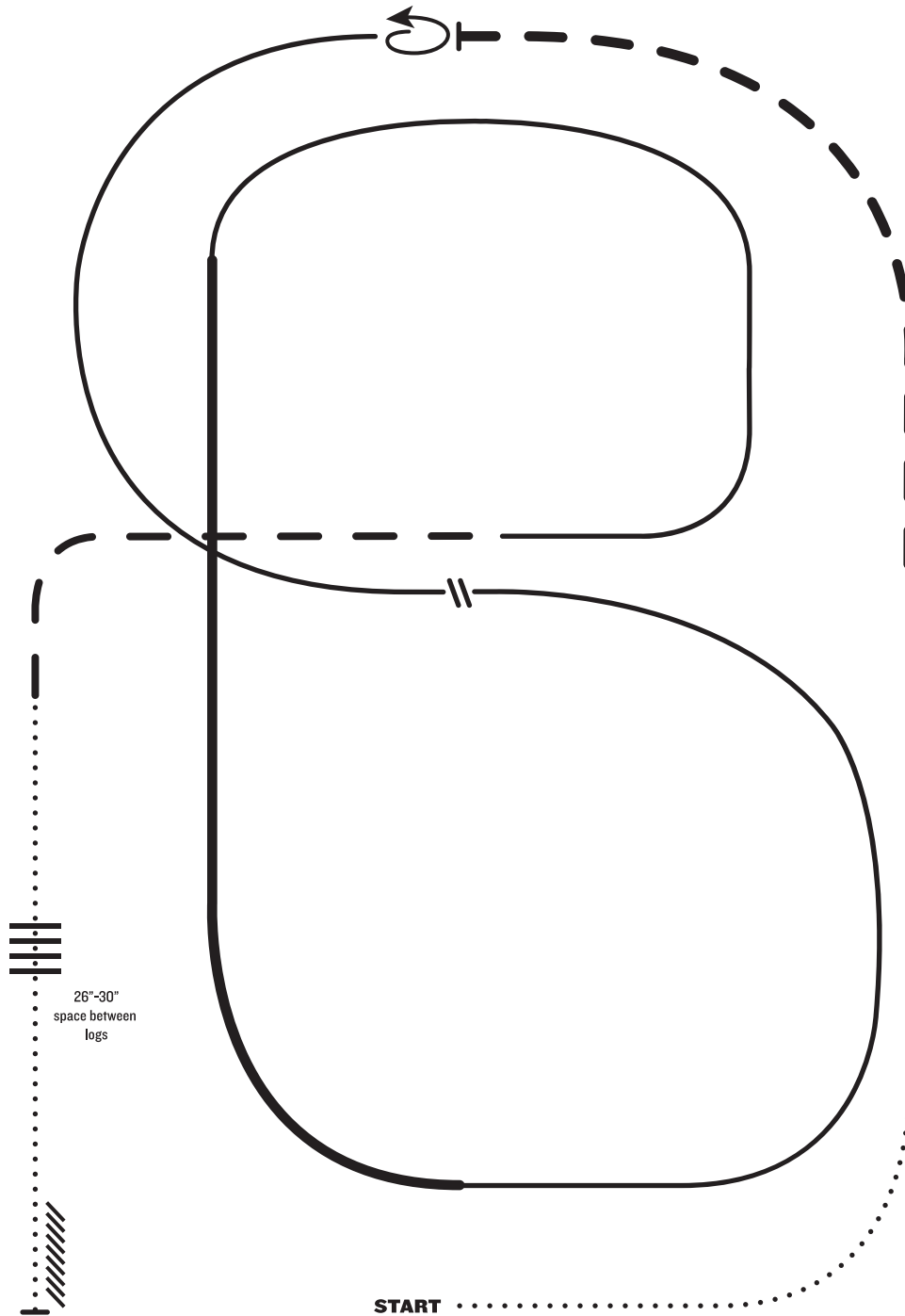


RANCH RIDING - PATTERN I

LEGEND

| | |
|--------|---------------|
| | Walk |
| | Extended Walk |
| - - - | Trot |
| - - - | Extended Trot |
| — — — | Lope |
| — — — | Extended Lope |
| ////// | Back |
| // | Lead Change |



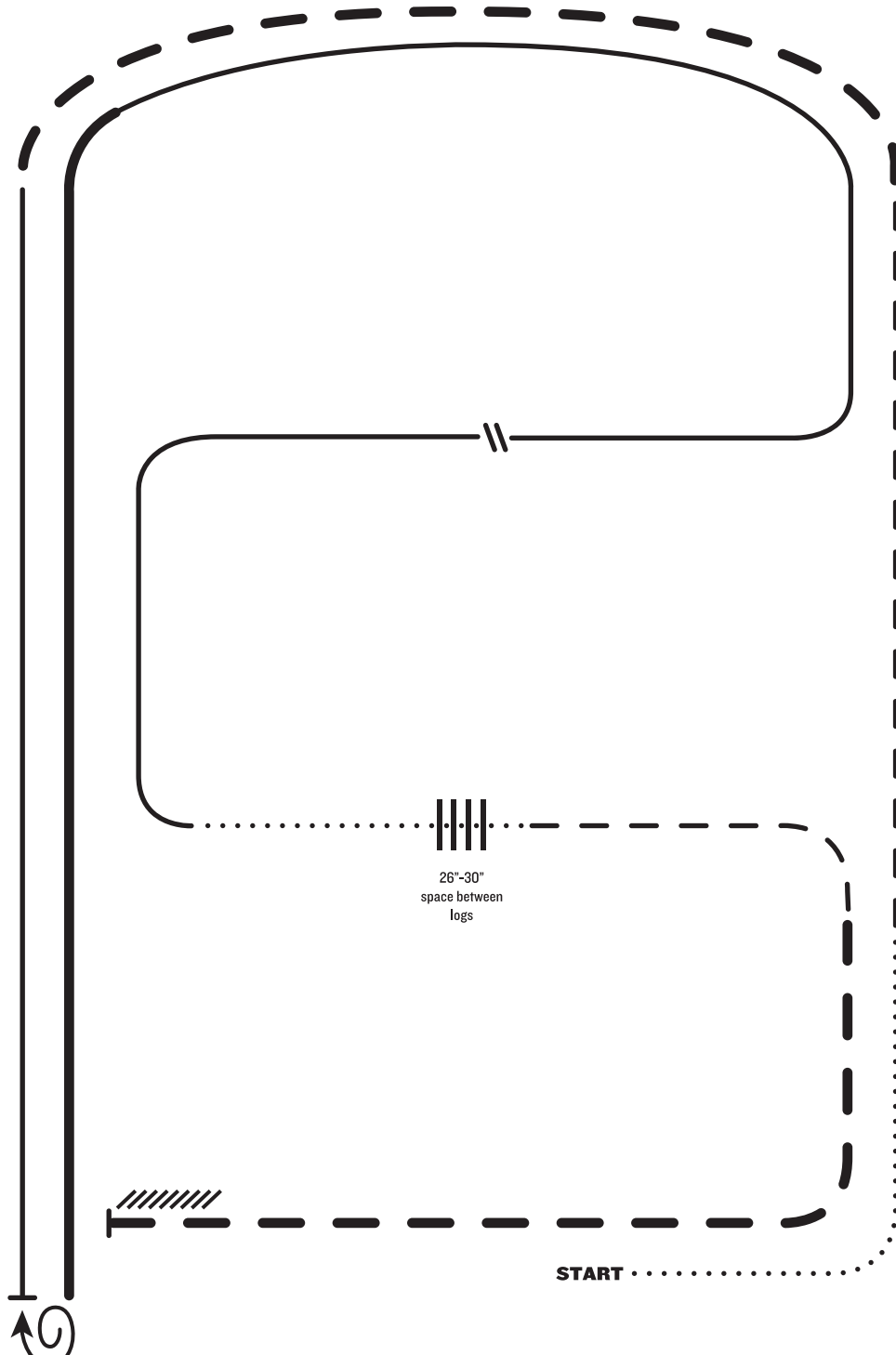
1. Walk
2. Trot
3. Extend the trot, at the top of the arena, stop
4. 360° turn left
5. Left lead 1/2 circle, lope to the center
6. Change leads (simple or flying)
7. Right lead 1/2 circle
8. Extended lope up the long side of the arena (right lead)
9. Collect back to a lope around the top of the arena and back to center
10. Break down to an extended trot
11. Walk over logs
12. Stop and back

Note: The drawn description of this pattern is only intended for the general depiction of the pattern. Exhibitors should utilize the arena space to best exhibit their horses.

RANCH RIDING - PATTERN 2

LEGEND

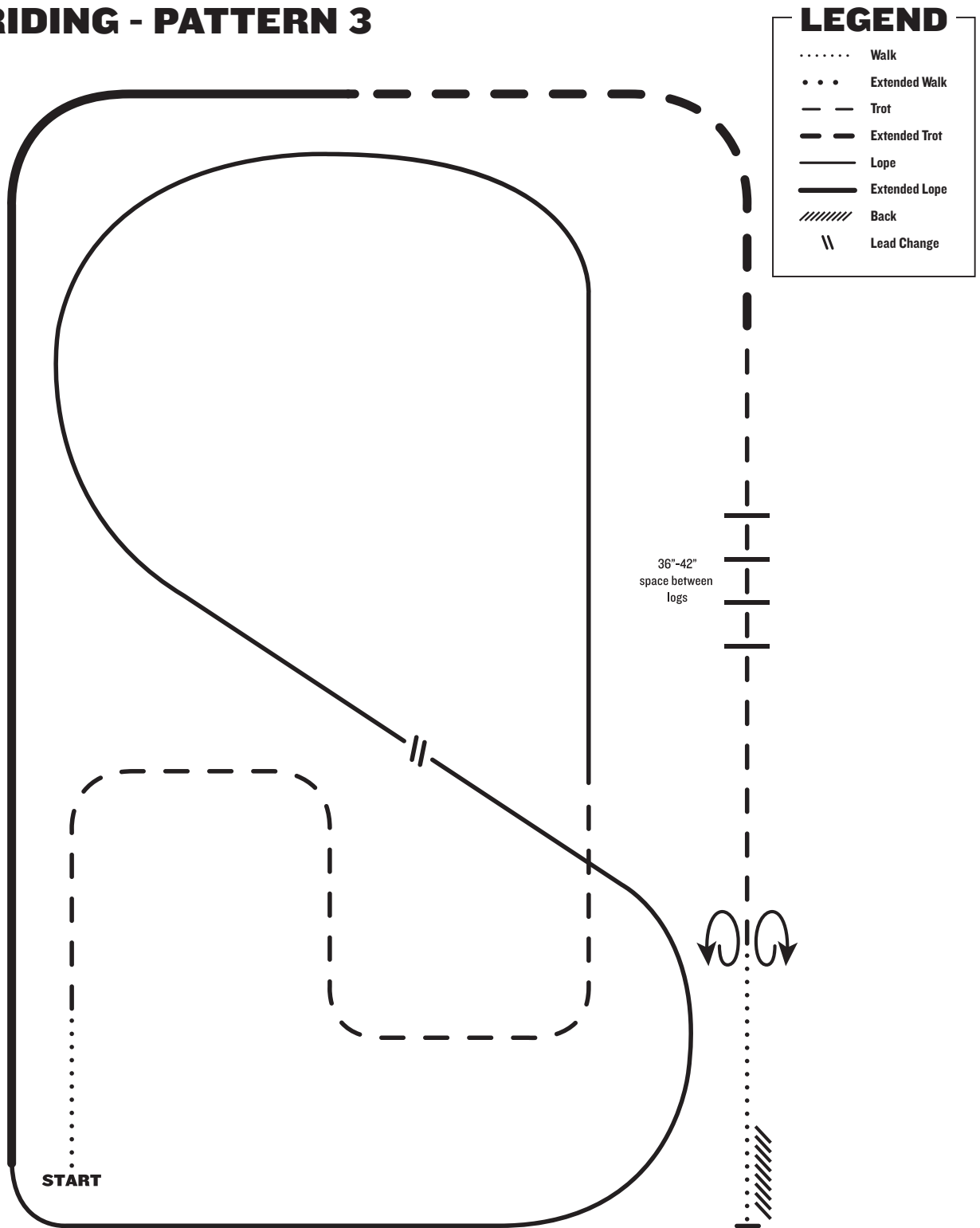
| | |
|---------|---------------|
| | Walk |
| | Extended Walk |
| - - - - | Trot |
| - - - - | Extended Trot |
| ———— | Lope |
| ———— | Extended Lope |
| /////// | Back |
| \\ | Lead Change |



1. Walk
2. Trot
3. Extended trot
4. Lope left lead
5. Stop, 1 1/2 turn right
6. Extended lope
7. Collect lope right lead
8. Change leads (simple or flying), continue lope left lead
9. Walk
10. Walk over logs
11. Trot
12. Extended trot
13. Stop and back

Note: The drawn description of this pattern is only intended for the general depiction of the pattern. Exhibitors should utilize the arena space to best exhibit their horses.

RANCH RIDING - PATTERN 3



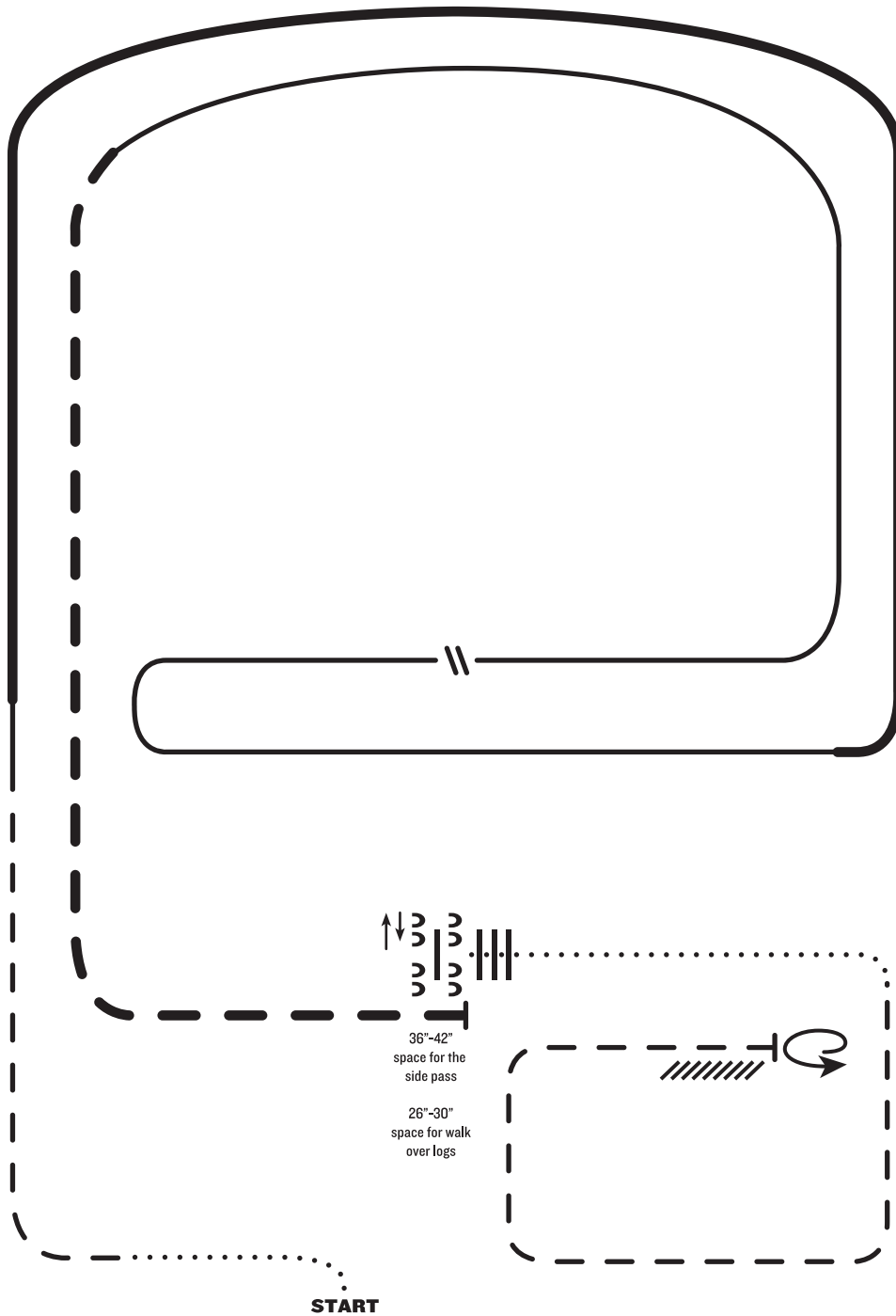
- I. Walk
2. Trot serpentine
3. Lope left lead around the end of the arena and then diagonally across the arena
4. Change leads (simple or flying)
5. Lope right lead around end of the arena
6. Extend lope on the straight away and around corner to the center of the arena
7. Extend trot around corner of the arena
8. Collect to a trot
9. Trot over logs
10. Stop, 360° turn each direction (either direction 1st) (L-R or R-L)
- II. Walk, stop and back

Note: The drawn description of this pattern is only intended for the general depiction of the pattern. Exhibitors should utilize the arena space to best exhibit their horses.

RANCH RIDING - PATTERN 4

LEGEND

| | |
|---------|---------------|
| | Walk |
| | Extended Walk |
| - - - | Trot |
| - - - - | Extended Trot |
| — — — | Lope |
| — — — — | Extended Lope |
| //// | Back |
| // | Lead Change |



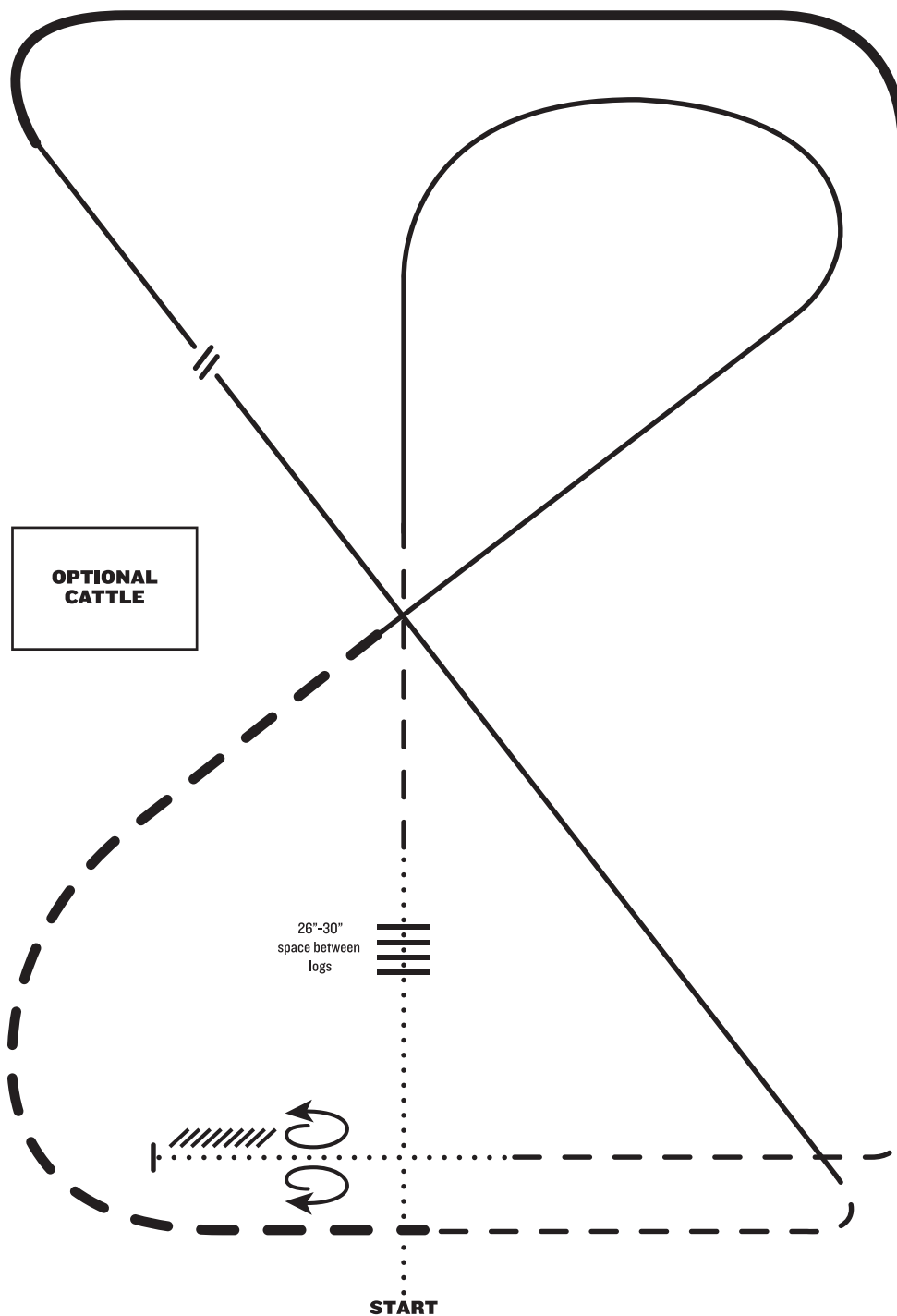
1. Walk
2. Trot
3. Extended lope right lead
4. Lope right lead
5. Change leads (simple or flying)
6. Lope left lead
7. Extended trot
8. Stop, side pass left, side pass right, 1/2 way
9. Walk over logs
10. Walk
11. Trot square
12. Stop, 360° turn left, and back

Note: The drawn description of this pattern is only intended for the general depiction of the pattern. Exhibitors should utilize the arena space to best exhibit their horses.

RANCH RIDING - PATTERN 5

LEGEND

| | |
|---------|---------------|
| | Walk |
| | Extended Walk |
| - - - | Trot |
| - - - - | Extended Trot |
| ———— | Lope |
| ————— | Extended Lope |
| ////// | Back |
| \\ | Lead Change |



**OPTIONAL
CATTLE**

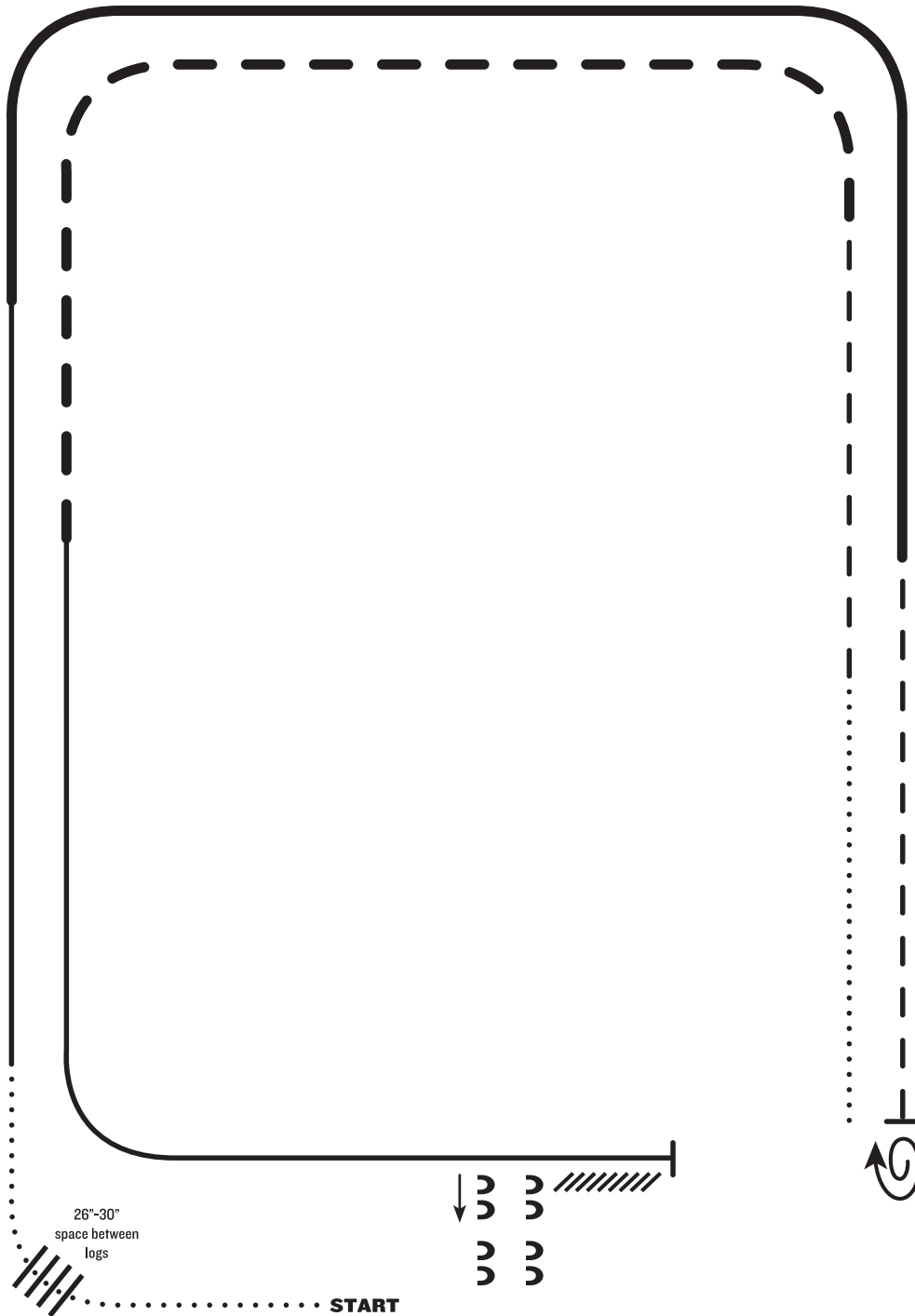
1. Walk
2. Walk over logs
3. Trot
4. Lope right lead
5. Extended trot
6. Trot
7. Lope left lead
8. Change leads (simple or flying)
9. Extended lope right lead
10. Collect lope
11. Trot
12. Walk
13. Stop and back
14. 360° turn each direction (either direction 1st) (L-R or R-L)

Note: The drawn description of this pattern is only intended for the general depiction of the pattern. Exhibitors should utilize the arena space to best exhibit their horses.

RANCH RIDING - PATTERN 6

LEGEND

| | |
|--------|---------------|
| | Walk |
| | Extended Walk |
| - - - | Trot |
| - - - | Extended Trot |
| — — — | Lope |
| — — — | Extended Lope |
| ////// | Back |
| \\ | Lead Change |



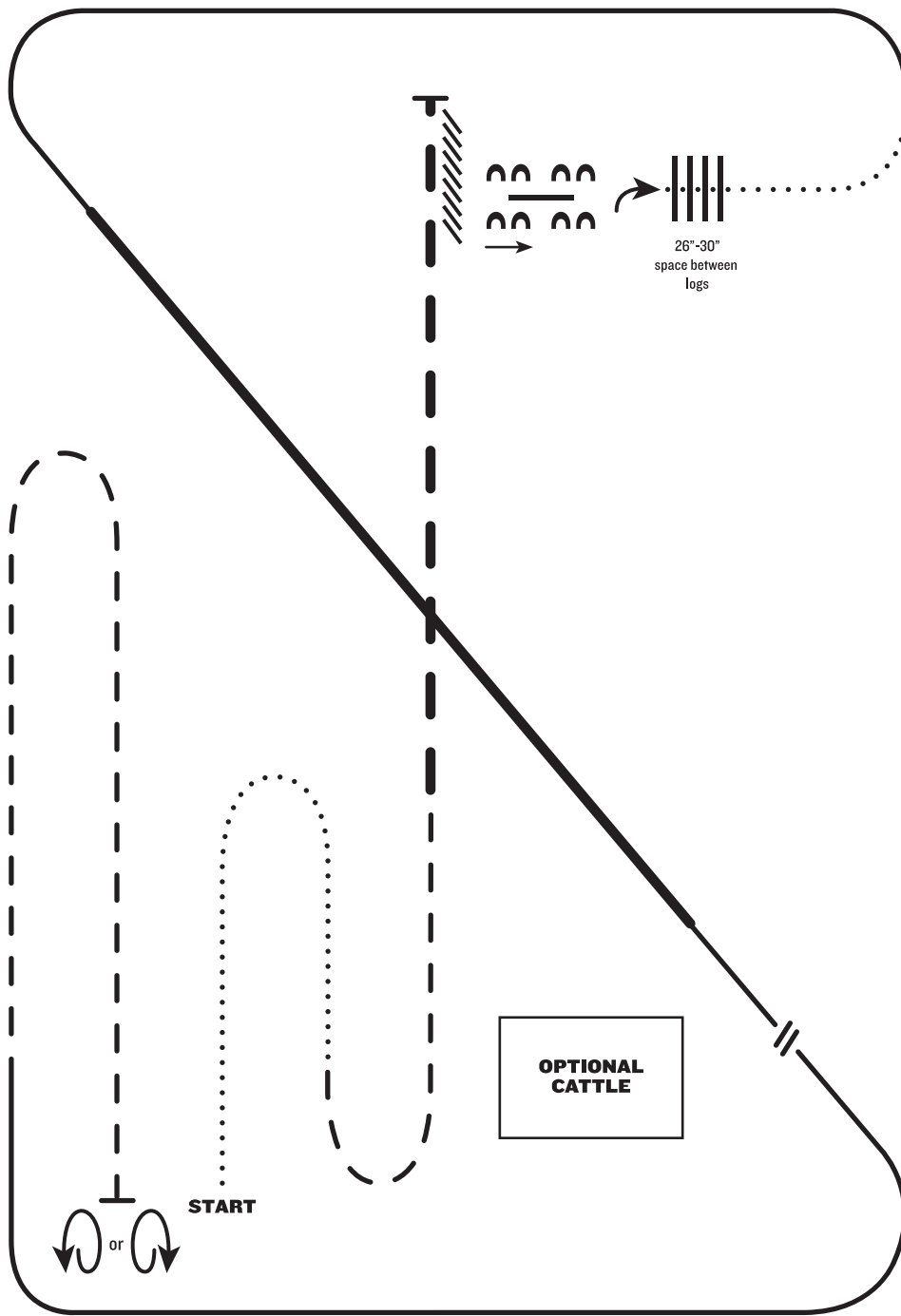
1. Walk
2. Walk over logs
3. Lope right lead
4. Extended lope right lead
5. Trot
6. Stop, 1/2 turn right
7. Walk
8. Trot
9. Extended trot
10. Lope left lead
11. Stop and back
12. Side pass right

Note: The drawn description of this pattern is only intended for the general depiction of the pattern. Exhibitors should utilize the arena space to best exhibit their horses.

RANCH RIDING - PATTERN 7

LEGEND

| | |
|-------|---------------|
| | Walk |
| | Extended Walk |
| - - - | Trot |
| - - - | Extended Trot |
| — — — | Lope |
| — — — | Extended Lope |
| //// | Back |
| // | Lead Change |



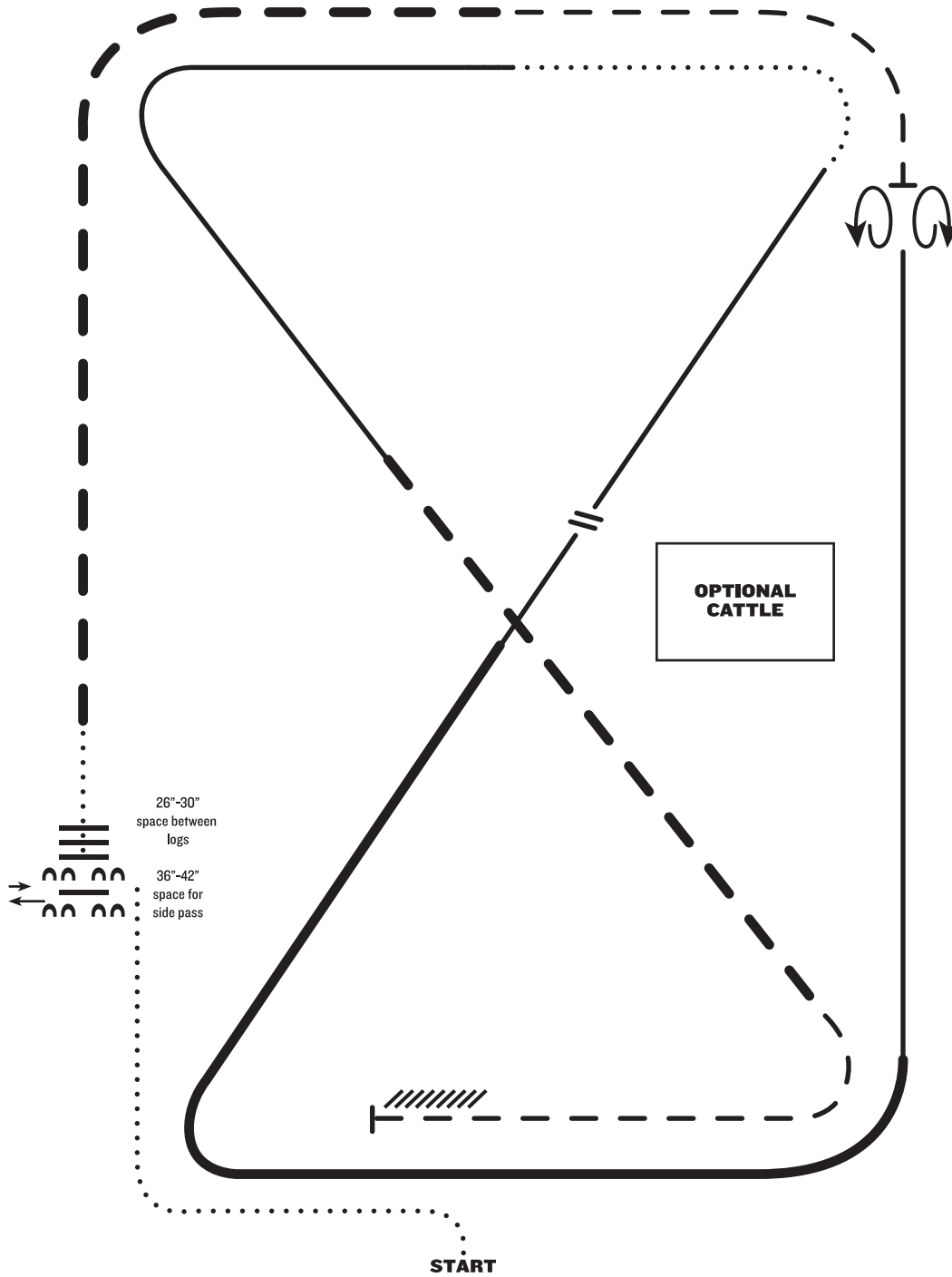
1. Walk
2. Trot
3. Extended trot
4. Stop and back
5. Side pass right over log
6. 1/4 turn right, walk over logs
7. Walk
8. Lope left lead
9. Extended lope left lead
10. Collect lope, change leads (simple or flying)
11. Lope right lead
12. Trot
13. Stop, one 360° turn either direction

Note: The drawn description of this pattern is only intended for the general depiction of the pattern. Exhibitors should utilize the arena space to best exhibit their horses.

RANCH RIDING - PATTERN 8

LEGEND

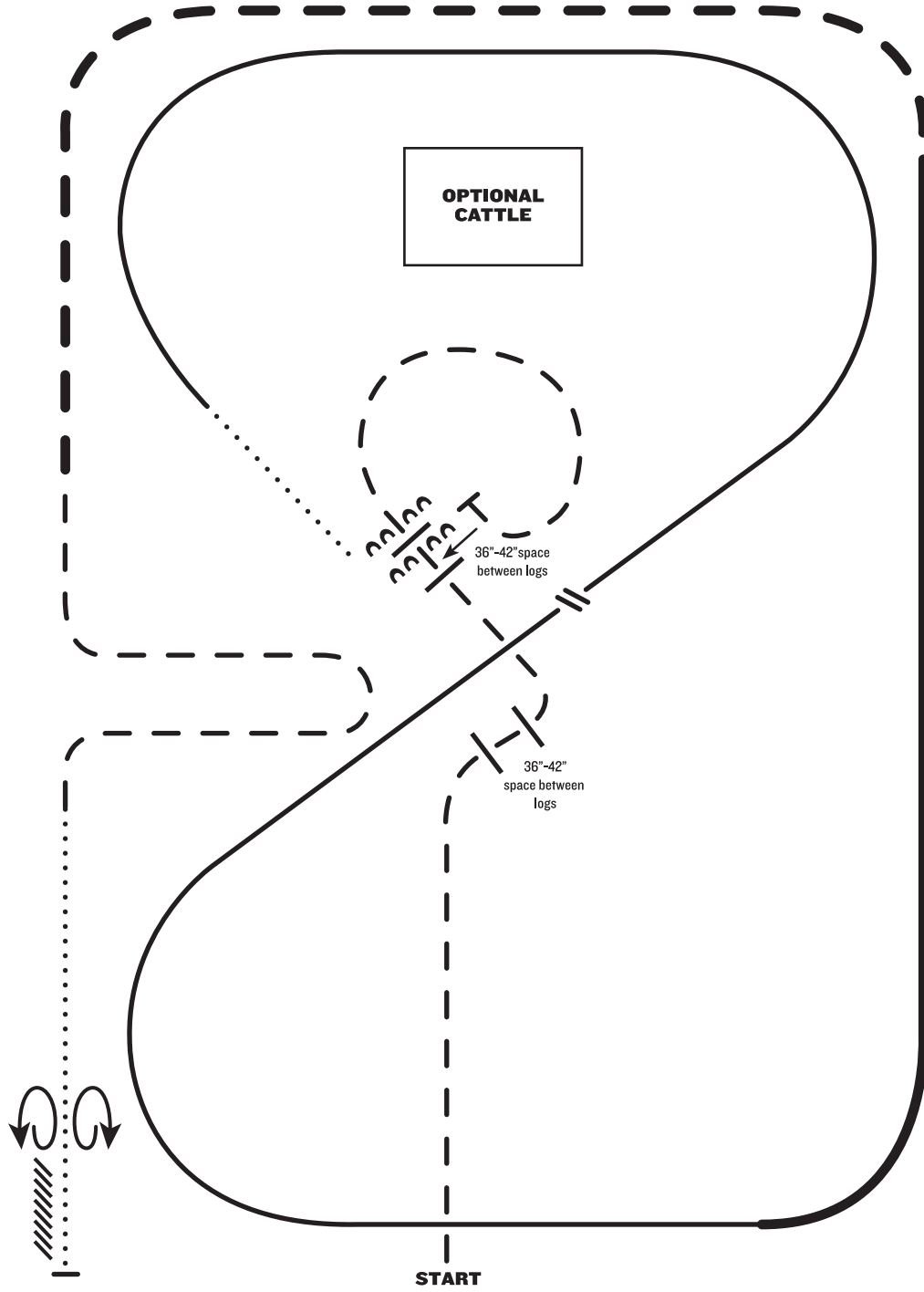
| | |
|--------|---------------|
| | Walk |
| | Extended Walk |
| - - - | Trot |
| - - - | Extended Trot |
| — — — | Lope |
| — — — | Extended Lope |
| ////// | Back |
| \\ | Lead Change |



1. Walk
2. Side pass left across first log, side pass 1/2 way to right
3. Walk over logs
4. Extended trot
5. Trot
6. Stop, 360° turn each direction (either direction 1st) (L-R or R-L)
7. Lope right lead
8. Extended lope right lead
9. Collect lope, change leads (simple or flying), continue lope left lead
10. Walk
11. Lope left lead
12. Extended trot
13. Trot
14. Stop and back

Note: The drawn description of this pattern is only intended for the general depiction of the pattern. Exhibitors should utilize the arena space to best exhibit their horses.

RANCH RIDING - PATTERN 9



LEGEND

- Walk
- Extended Walk
- - Trot
- - Extended Trot
- Lope
- Extended Lope
- //// Back
- // Lead Change

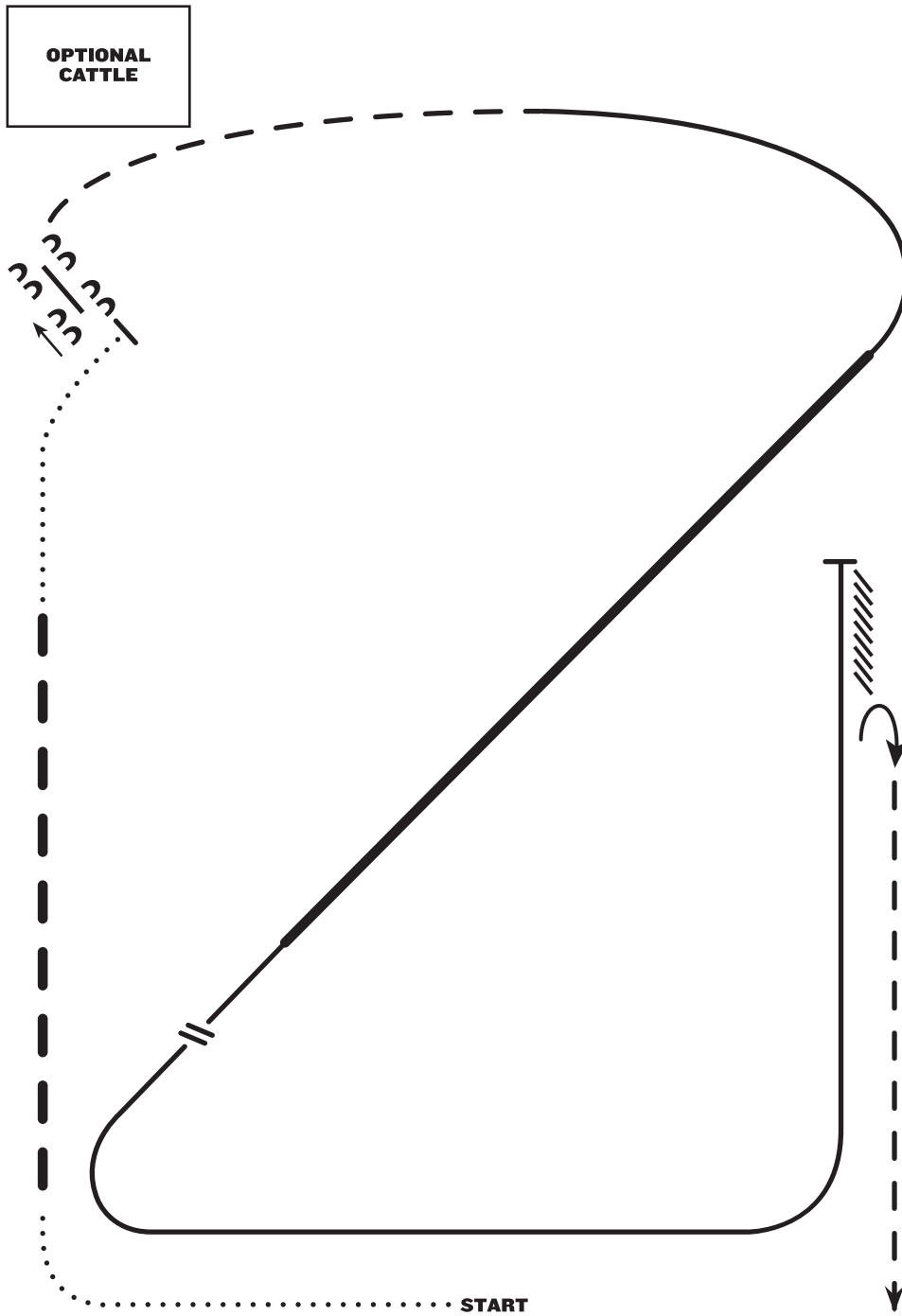
1. Trot
2. Trot over two sets of logs
3. Trot circle, stop and side pass left over log
4. Walk
5. Lope right lead
6. Change leads (simple or flying)
7. Lope left lead
8. Extended lope left lead
9. Extended trot
10. Trot
11. Walk
12. Stop and back
13. 360° turn each direction (either direction 1st) (L-R or R-L)

Note: The drawn description of this pattern is only intended for the general depiction of the pattern. Exhibitors should utilize the arena space to best exhibit their horses.

RANCH RIDING - PATTERN 10

LEGEND

| | |
|---------|---------------|
| | Walk |
| | Extended Walk |
| - - - | Trot |
| - - - - | Extended Trot |
| ———— | Lope |
| ————— | Extended Lope |
| ////// | Back |
| \\ | Lead Change |



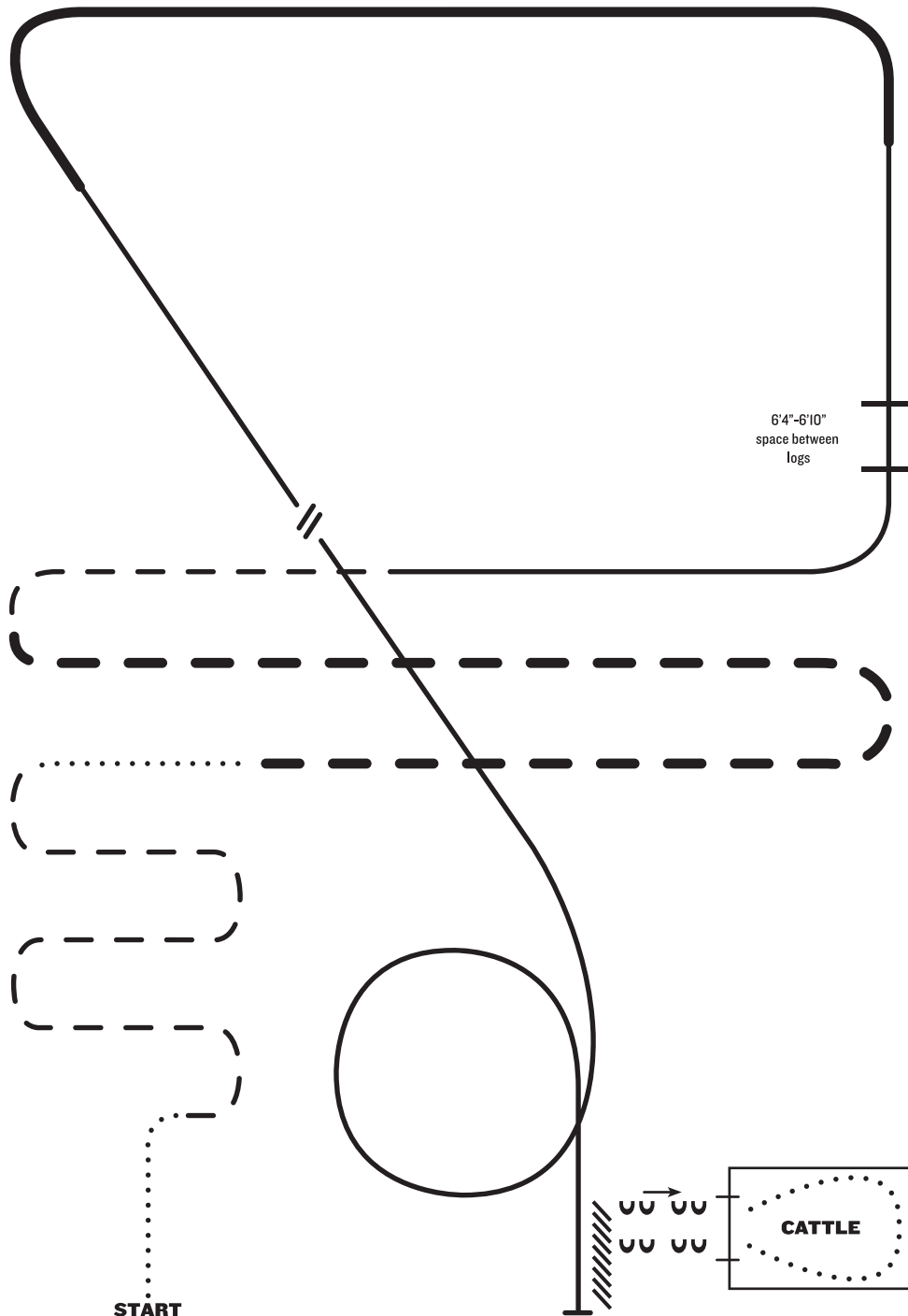
1. Walk
2. Extended trot
3. Walk
4. Stop, side pass left over log
5. Trot
6. Lope right lead
7. Extended lope right lead
8. Collect lope and change leads (simple or flying)
9. Lope left lead
10. Stop and back
11. 1/2 turn right
12. Trot

Note: The drawn description of this pattern is only intended for the general depiction of the pattern. Exhibitors should utilize the arena space to best exhibit their horses.

RANCH RIDING - PATTERN 11

LEGEND

| | |
|---------|---------------|
| | Walk |
| | Extended Walk |
| - - - | Trot |
| - - - - | Extended Trot |
| — — — | Lope |
| — — — — | Extended Lope |
| //// | Back |
| // | Lead Change |



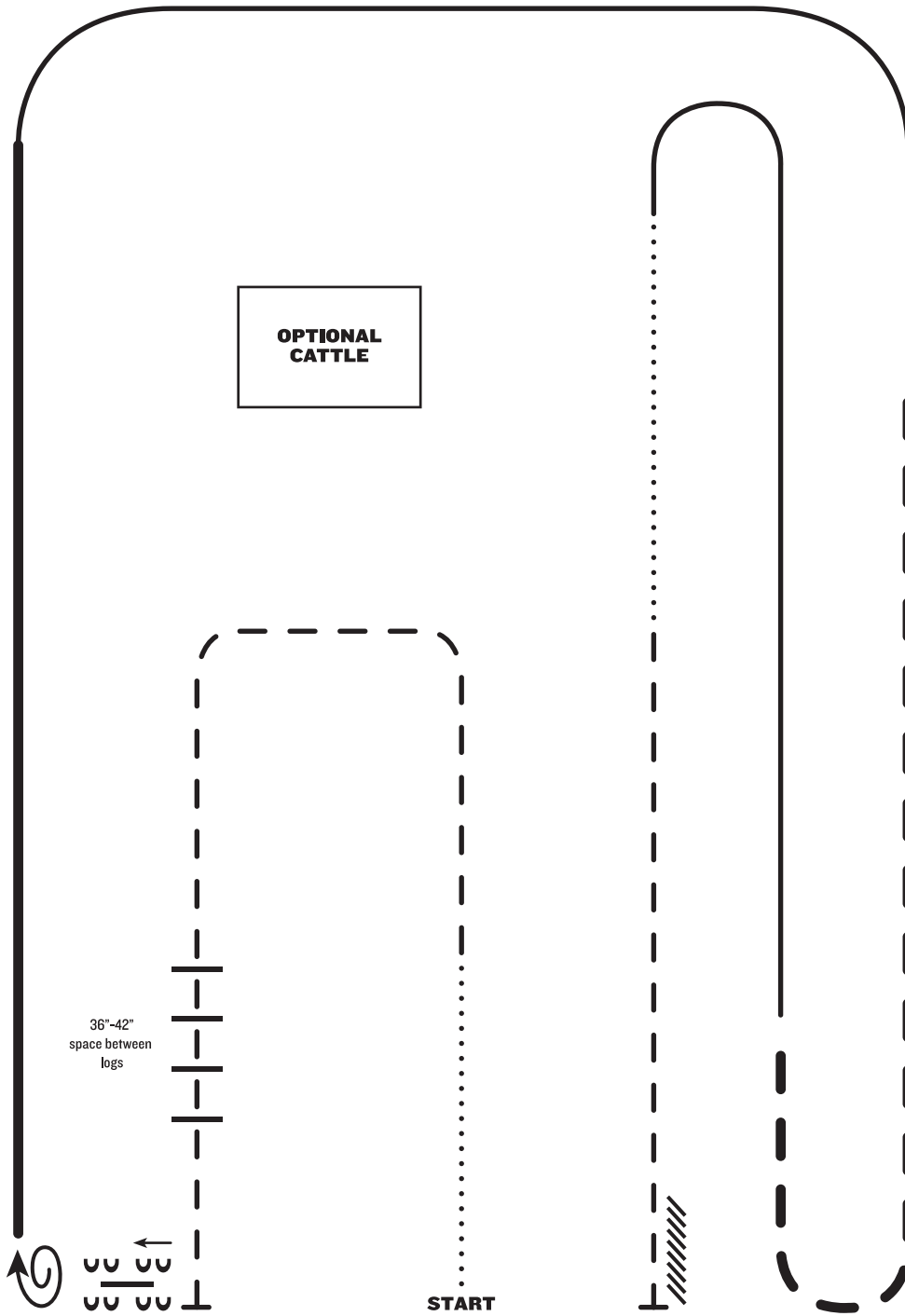
1. Walk
2. Trot serpentine
3. Walk
4. Extended trot
5. Trot
6. Lope left lead
7. Lope over logs
8. Extended lope left lead
9. Collect lope, change leads (simple or flying)
10. Lope right lead
11. Lope circle
12. Stop and back
13. Side pass to gate, left hand push into pen
14. Walk through cattle, right hand push out

Note: The drawn description of this pattern is only intended for the general depiction of the pattern. Exhibitors should utilize the arena space to best exhibit their horses.

RANCH RIDING - PATTERN 12

LEGEND

| | |
|-------|---------------|
| | Walk |
| | Extended Walk |
| - - - | Trot |
| - - - | Extended Trot |
| — — — | Lope |
| — — — | Extended Lope |
| //// | Back |
| \\ | Lead Change |



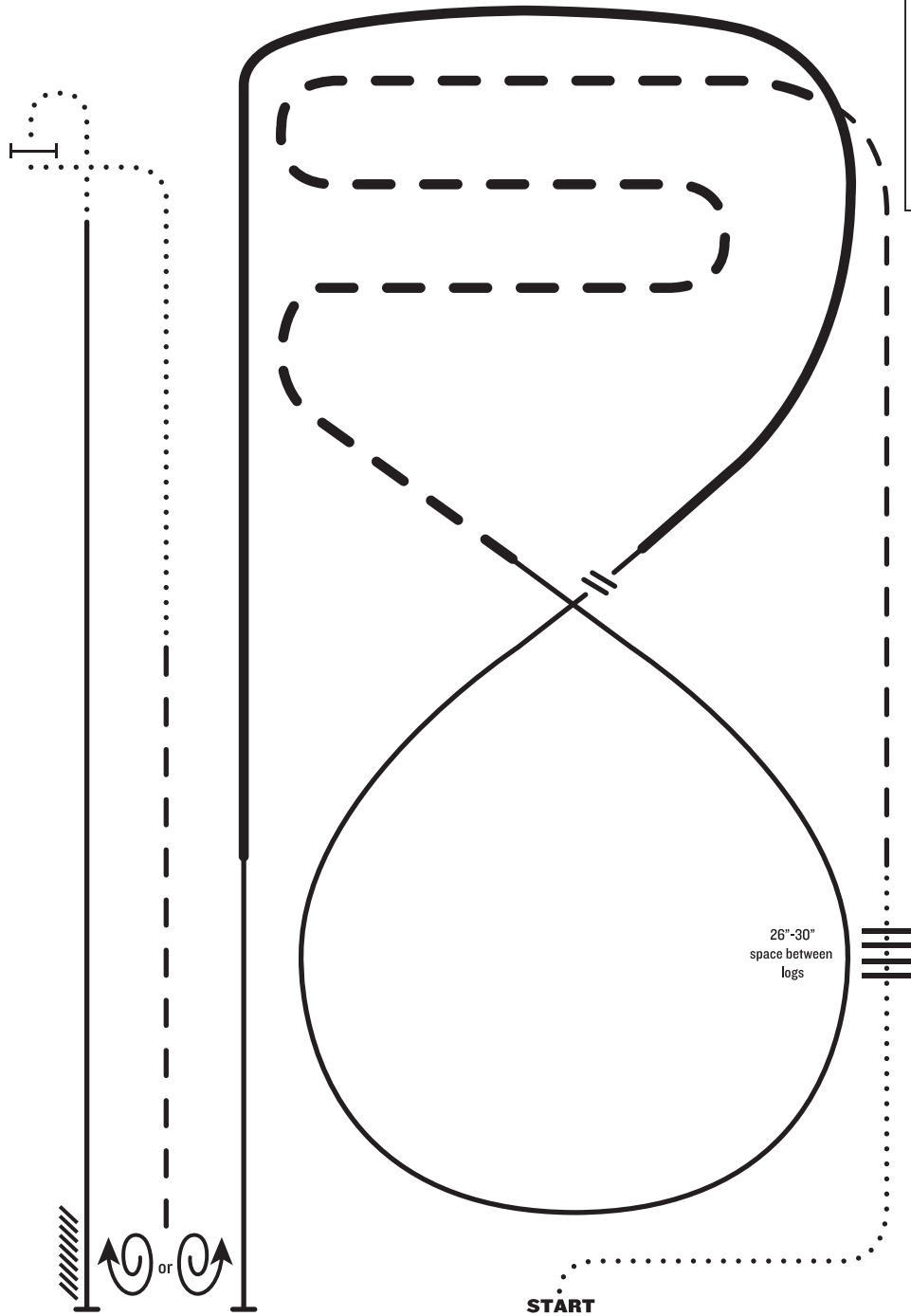
1. Walk
2. Trot
3. Trot over logs, stop
4. Side pass right over log
5. 1 1/2 turn right
6. Extended lope right lead
7. Lope right lead
8. Extended trot
9. Lope left lead
10. Walk
11. Trot
12. Stop and back

Note: The drawn description of this pattern is only intended for the general depiction of the pattern. Exhibitors should utilize the arena space to best exhibit their horses.

RANCH RIDING - PATTERN 13

LEGEND

| | |
|-------|---------------|
| | Walk |
| | Extended Walk |
| - - - | Trot |
| - - - | Extended Trot |
| — | Lope |
| — | Extended Lope |
| //// | Back |
| \\ | Lead Change |



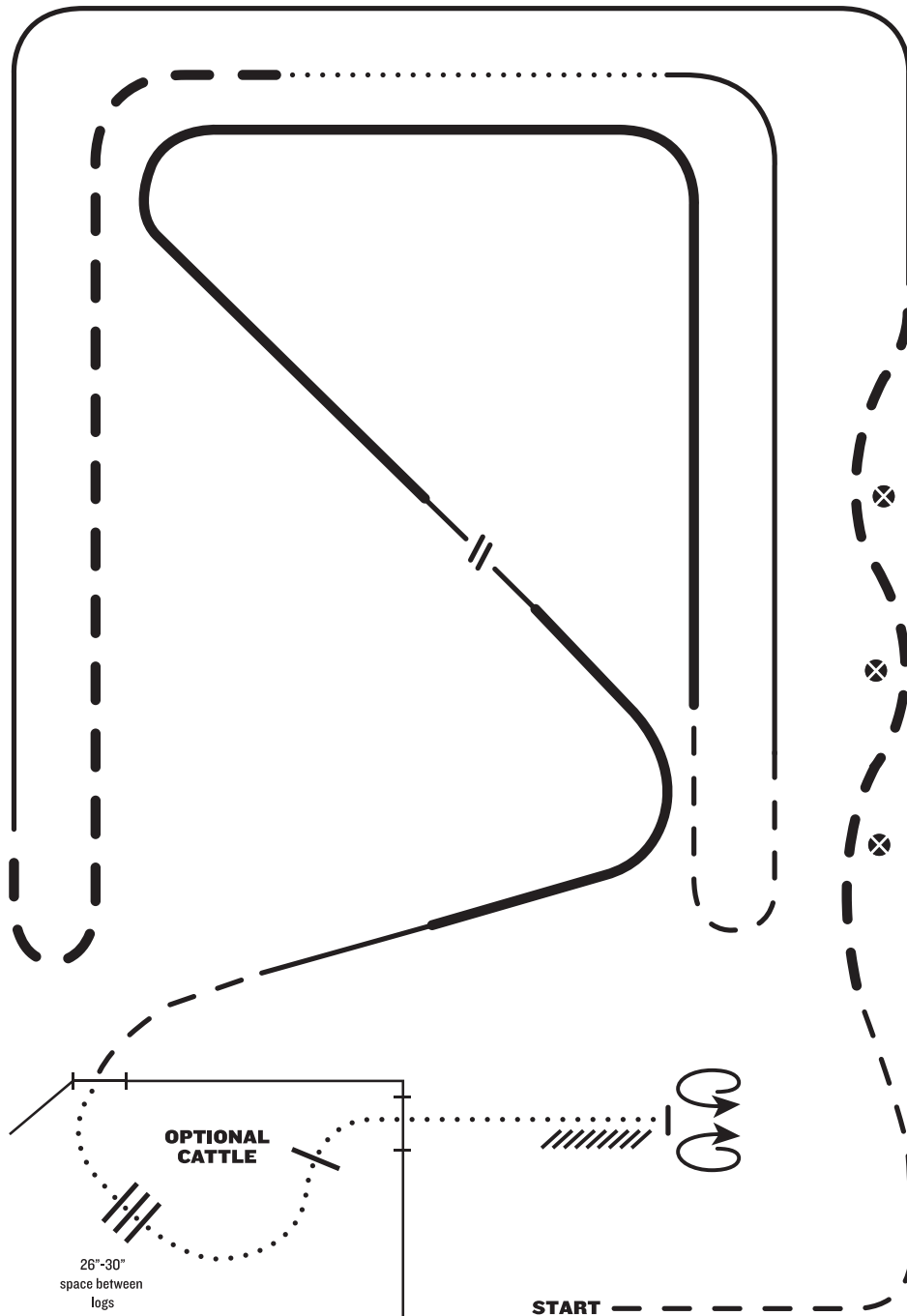
1. Walk
2. Walk over logs
3. Trot
4. Extended trot serpentine
5. Lope right lead
6. Change leads (simple or flying)
7. Extended lope left lead, collect lope
8. Stop, 1 1/2 turn either direction
9. Trot
10. Walk to gate
11. Right hand push gate
12. Walk, lope left lead
13. Stop and back

Note: The drawn description of this pattern is only intended for the general depiction of the pattern. Exhibitors should utilize the arena space to best exhibit their horses.

RANCH RIDING - PATTERN 14

LEGEND

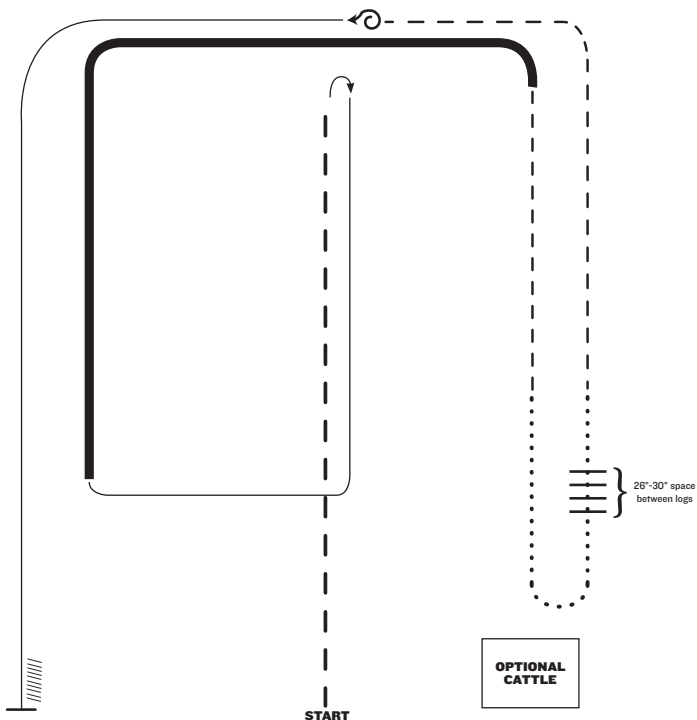
| | |
|--------|---------------|
| | Walk |
| | Extended Walk |
| - - - | Trot |
| - - - | Extended Trot |
| — — — | Lope |
| — — — | Extended Lope |
| ////// | Back |
| // | Lead Change |



1. Trot
2. Extended trot
3. Lope left lead
4. Extended trot
5. Walk
6. Lope right lead
7. Trot
8. Extended lope left lead
9. Collect lope, change leads (simple or flying), extended lope right lead, collect lope
10. Trot
11. Left hand push gate into pen
12. Walk over logs
13. Right hand push gate out of pen
14. Walk
15. Stop, 360° turn each direction (either direction 1st) (L-R or R-L)
16. Back

Note: The drawn description of this pattern is only intended for the general depiction of the pattern. Exhibitors should utilize the arena space to best exhibit their horses.

RANCH RIDING – PATTERN 15



1. Extended trot
2. Stop, rollback right
3. Lope right lead
4. Extended lope (right lead)
5. Trot
6. Walk
7. Walk over logs
8. Walk
9. Trot
10. Stop, 360 left
11. Lope left lead
12. Stop and back

Note: The drawn description of this pattern is only intended for the general depiction of the pattern. Exhibitors should utilize the arena space to best exhibit their horses.